

Copy Series

Step

3

English

For Pre-Primary



Name:

Class:

Section “A”

BASIC INTRODUCTION OF

what's in this section?

- Alphabet revision.
- Review of “sky, grass and root” letters.
- Identification and vocabulary of letters (A to Z).
- Identification of “Manners” (sticker pasting).
- Identification of “Body parts” (sticker pasting).
- Identification of “Animal and their homes” (sticker pasting).
- Identification “Days of the week”.
- Identification of “vegetable and fruits” names.
- Identification of colours.
- Identification of “Seasons” (sticker pasting).
- Identification “Months of the year”.
- Introduction of “Masculine” and “Feminine”.
- Identification “Occupations” (sticker pasting).
- Identification of “Animals and their babies (sticker pasting).

Section “B”

BASIC INTRODUCTION OF

what's in this section?

- Phonogram words
- Identification of vowel sounds.
- Practice of “vowels” and “consonants”.
- Phonetic words.
- Use of “a” and “an”.
- Introduction of “Noun” and “Adjective”
- Identification of “ch” words.
- Identification of “sh” words.
- Identification of “th” words.

Section “C”

BASIC INTRODUCTION OF

what's in this section?

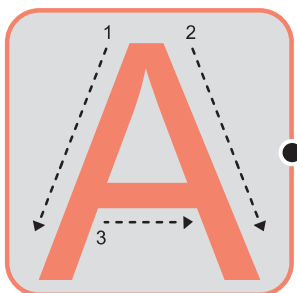
- Use of “This is” and “That is”.
- Singular / Plural.
- Use of “These are” and “Those are”.
- Use of “and”.
- Words / opposites.
- Action words.
- Use of “The”.
- Use of “I, am, my, we, are, our”.
- Use of “you are, yours, it, is, its”.
- Use of “He is, His, She is, Her”.
- Use of “Punctuation”.
- Sentence making.
- Our Senses.
- Picture stories.
- Comprehension.

Identify

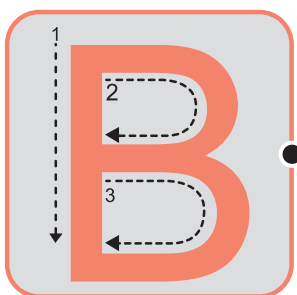
Day:

Date:

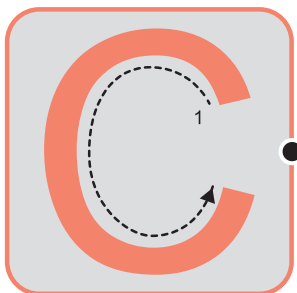
match the alphabets with correct pictures.



● Cat



● Apple



● Ball



Read and write


Day:

Date:



apple

apple



arrow

arrow

Aa

Manners

Day: Date:

Paste the pictures of manners and write correct word choose in the box.

Assalam-u-alaikum Bismillah Sorry
Subhan ALLAH Masha ALLAH

Sticker
pasting

Sticker
pasting

Sticker
pasting

Sticker
pasting

Sticker
pasting

Teacher Note: Say about the introduction of "Manners" make the child say aloud the "Manners" and paste the picture properly. Sticker sheet attached in the last pages.

Class Work Home Work Teacher Signature

Sticker Sheet

Manners



Assalam-u-alaikum



Bismillah



Masha ALLAH



Sorry



Den

Animal Homes



Fence



Burrow



Kennel