

Copy Series

Step

1

English

For Pre-Primary



Name:

Class:

Touch and feel the Sounds

rhyme 'a' is
make 'c' go up,
and come down



rhyme 'b' is down and
down goes up
and turn around.



rhyme
'c' is curvy



rhyme 'd' is make a 'c'
go up and up
come down and down



rhyme 'e' is make
eye and turn
around



rhyme 'f' like a
walking stick with a
line across.



Touch and feel the Sounds


rhyme 's' is like
a snake.



rhyme 't' is down and
down turn a little and
put a line across.



rhyme 'u' is down make
a turn, go up and come
down again.



rhyme 'v' is for
victory.



rhyme 'w' is like
two v's.



rhyme 'x' is like
a cross.



rhyme 'y' is make a
come down and down,
then turn a little.



rhyme 'z' is like
a zig zag.



Section "A"

BASIC INTRODUCTION OF

what's in this section?

- trace the patterns.
- tracing, colouring and writing practice of sound "a,b,c,d".
- worksheets of sound "a,b,c,d".
- Revision and progress check of sound "a,b,c,d".
- Introduction of "animals" sticker pasting.
- Introduction of "action words" (clapping) and "opposite words" (on/off).
- tracing, colouring and writing practice of sound "e,f,g,h".
- worksheets of sound "e,f,g,h".
- what comes before?
- Revision and progress check of sound "e,f,g,h".
- Introduction of "birds" sticker pasting.
- Introduction of "action words" (sleeping) and "opposite words" (happy/sad).

Section “B”

BASIC INTRODUCTION OF

what's in this section?

- tracing, colouring and writing practice of sound “i,j,k,l”.
- worksheets of sound “i,j,k,l”.
- Revision and progress check of sound “i,j,k,l”.
- Introduction of “vegetables” sticker pasting.
- Introduction of “action words” (eating) and “opposite words” (hot/cold).
- tracing, colouring and writing practice of sound “m,n,o,p”.
- worksheets of sound “m,n,o,p”.
- what comes between?
- Revision and progress check of sound “m,n,o,p”.
- Introduction of “fruits” sticker pasting.
- Introduction of “action words” (walking) and “opposite words” (full/empty).

Section “C”

BASIC INTRODUCTION OF

what's in this section?

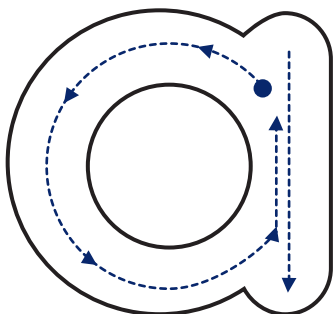
- tracing, colouring and writing practice of sound “q,r,s,t,u”.
- worksheets of sound “q,r,s,t,u”.
- Revision and progress check of sound “q,r,s,t,u”.
- Introduction of “body parts” sticker pasting.
- Introduction of “action words” (laughing) and “opposite words” (big/small).
- tracing, colouring and writing practice of sound “v,w,x,y,z”.
- worksheets of sound “v,w,x,y,z”.
- what comes after?
- Revision and progress check of sound “v,w,x,y,z”.
- Introduction of “colours” sticker pasting.
- Introduction of “action words” (drinking) and “opposite words” (fat/thin).

sound 'a'


Day: _____ Date: _____

trace and colour.

trace me



a apple




rhyme 'a'
is make a 'c' go
up, and come
down

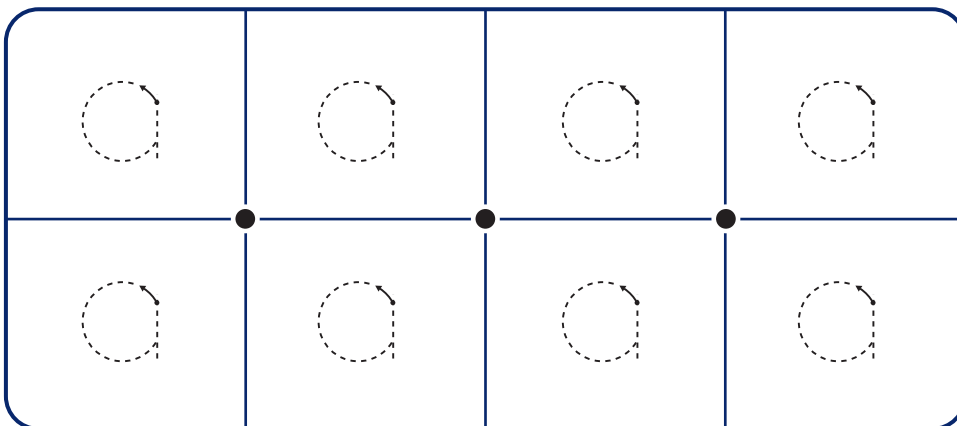
ant



arrow



alligator



Teacher Note:
Make the child recognize the pictures with sound and trace with correct formation.


Class Work Home Work Teacher Signature _____

trace 'a' and colour.

Day:

Date:


a alligator



a a a a

a a a a

a ant



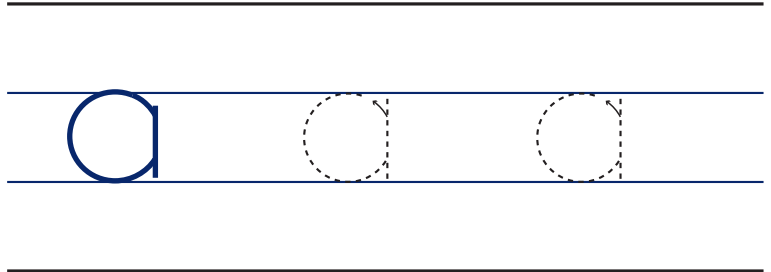

a a a a

a a a a

sound 'a'

Day:

Date:




a	a	a	a
a	a	a	a
a	a	a	a
a	a	a	a

Animals


Day:

Date:

paste the picture, read and say aloud




cow




cat



dog



lion




elephant

Teacher Note: Make a child paste the sticker properly and say a loud the animals name.
(sticker sheet attached in the last pages)

Class Work Home Work Teacher Signature

**Sticker
Sheet**

Animals



cow




cat



dog



lion



elephant