

Copy Series
Step
2

English

For Pre-Primary



Name:

Class:

Section “A”

BASIC INTRODUCTION OF

What's in this section?

- Trace the patterns.
- Tracing, colouring and writing practice of “a,b,c,d”.
- Tracing, colouring and writing practice of “A,B,C,D”.
- Worksheets of “A,B,C,D”.
- Revision and progress check of “A,B,C,D”.
- Introduction of “My Family Names” sticker pasting.
- Progress check of “Animals” names and Identification of “action words” “eating” with sticker pasting
- Tracing, colouring and writing practice of “e,f,g,h”.
- Tracing, colouring and writing practice of “E,F,G,H”.
- Worksheets of “E,F,G,H”.
- Revision and progress check of “E,F,G,H”.
- What comes before?
- Introduction of “Things in the Sky” with sticker pasting.
- Progress check of “Birds names” and Introduction of “action words” “clapping” with sticker pasting.
- Tracing, colouring and writing practice of “i,j,k,l”.
- Tracing, colouring and writing practice of “I,J,K,L”.
- Worksheets of “I,J,K,L”.
- Revision and progress check of “I,J,K,L”.
- Introduction of “Parts of the Day” with sticker pasting.
- Progress check of “Vegetable names” and Introduction of “action words” “reading” with sticker pasting.

Section “B”

BASIC INTRODUCTION OF

What's in this section?

- Tracing, colouring and writing practice of “m,n,o,p”.
- Tracing, colouring and writing practice of “M,N,O,P”.
- Worksheets of “M,N,O,P”.
- Revision and progress check of “M,N,O,P”.
- What comes between?
- Introduction of “Things in the garden” with sticker pasting.
- Progress check of “Fruits” names and Identification of “action words” “jumping” with sticker pasting
- Tracing, colouring and writing practice of “q,r,s,t,u”.
- Tracing, colouring and writing practice of “Q,R,S,T,U”.
- Worksheets of “Q,R,S,T,U”.
- Revision and progress check of “Q,R,S,T,U”.
- Introduction of “Things in the Class room” with sticker pasting.
- Progress check of “Birds names” and Introduction of “action words” “mopping” with sticker pasting.
- Tracing, colouring and writing practice of “v,w,x,y,z”.
- Tracing, colouring and writing practice of “V,W,X,Y,Z”.
- Worksheets of “V,W,X,Y,Z”.
- Revision and progress check of “V,W,X,Y,Z”.
- What comes after and match the opposite words.
- Introduction of “7 days in a week”.
- Revision of “a to z” and “A to Z”
- Introduction “Sky” “Grass” and “Root” letters.
- Progress check of sounds and names.

Section “C”

BASIC INTRODUCTION OF

What's in this section?

- Introduction of “vowels” sound.
- Write missing “vowels and consonant” sounds
- Phonetic words “a.e.i.o.u”
- Write “at”, “an”, “et”, “en”. “it”, “in”, “ot”, “op”, “ug”, “un” words with progress check.
- Introduction of “beginning” and “ending” sounds
- Introduction of “oo” and “ee” sounds with progress check
- Introduction of “singular: and “plural”.
- Introduction of sentence making.
- Revision of “colours” and “body parts”
- Revision of “fruits/vegetables” and “animals/birds” names.
- Revisoin of (a to z) (A to Z)
- Revision of Sky, Grass and Root letters.

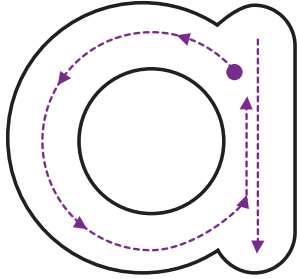
sound 'a'

Day: _____

Date: _____

trace, write and colour.

trace me



rhyme 'a'
is make a 'c'
go up, and
come down



grass letter



a a a a a

a pricot



a pple



a lligator

Teacher Note: Make the child recognize the pictures with sound and write with correct formation.

Class Work Home Work Teacher Signature _____

Capital letter "A"

Day: _____

Date: _____

trace, write and colour.

A A A A

A A A A

A A A A


A A A A

↓ ↓ ↓ ↓


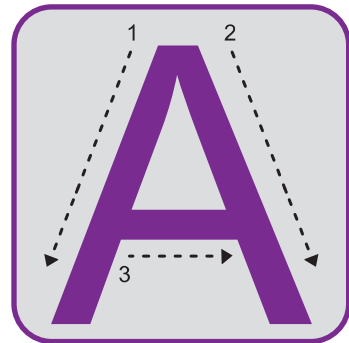
↓ ↓ ↓ ↓

↓ ↓ ↓ ↓

↓ ↓ ↓ ↓



Aeroplane



Ant

Teacher Note: Make the child recognize the pictures with capital letter and trace with correct formation.

Class Work Home Work Teacher Signature _____



Letter 'A' worksheet no. 1

Day: _____

Date: _____

A

A

A

A



Class Work Home Work Teacher Signature _____

My family

Day:

Date:

paste the pictures read, trace and say aloud.

sticker
paste

sticker
paste

My
family

father

mother

I am

paste
your
picture

sticker
paste

sticker
paste

sister

brother

Teacher Note: Make the child paste the sticker properly and let him/her tell about his/her family. Sticker sheet attached in the last pages.

Class Work Home Work Teacher Signature

Sticker Sheet

Father



Mother



Family

Sister



Brother



Morning



Afternoon



Day

Night



Evening

