

**E**  
Elite Series

PRE-PRIMARY

# English

## WORKBOOK

STEP

3



# content



## Section "A"

Alphabet revision	01-02
Sky, grass and root letters	03-04
Identification and vocabulary of letter (A to Z)	05-38
Introduction "Manners"	07-08
Identification "Body parts"	11-12
Identification "Animal names"	15
Identification "Animal homes"	16
Identification "Birds name"	17-20
Day of the week	23-24
Vegetable and Fruit names	27-28
Identification of "Colour names"	31-32
Identification of "Season name"	35-36
Identification of Months of the year"	39-40
Introduction "Masculine" "Feminine"	41-42
Identification "Occupation names"	43-44
Identification "Animal baby names"	45-46

## Section "B"

Phonogram words	47-50
Vowels Hand	51
Practice "vowels" and "consonants"	52
Progress check	53
Missing "vowels" sounds	54
Missing "consonants" sounds	55
Phonetic words "a"	56
Progress check "a" word	57-58
Phonetic words "e"	59
Progress check "e" word	60-61
Phonetic words "i"	62
Progress check "i" word	63-64
Phonetic words "o"	65
Progress check "o" word	66-67
Phonetic words "u"	68
Progress check "u" word	69-70
Use of "a"	71
Use of "an"	72
Use of "a" and "an"	73

Introduction of "Noun"	74-76
Introduction of "Adjective"	77-78
Use of "sh" words	79-80
Use of "ch" words	81-82
Practice of "sh" and "ch" words	83
Use of "th" words	84-85

## Section "C"

Use of "This is"	86-87
Use of "That is"	88-89
Singular / Plural	90-92
Use of "These are"	93
Make sentences "This is"	94
Make sentences "These are"	95
Make sentences "These are" and "This is"	96
Use of "Those are"	97
Make sentences "Those are" and "That is"	98
Use of "and"	99-100
"Opposite" words	101-102
"Actions" words	103
Use of "The"	104-105
Use of "i, am, my / we are, our"	106
Use of "you are, your / it is, its"	107
Use of "He is / his, she is / her"	108
Punctuation	109-111
Sentences making	112-113
Picture description	114-115
Make a sentences	116
Senses	117
My choice	118
Favourite Fruit	119
Favourite vegetable	120
Picture story	121-123
My school	124
My self	125
My family	126
Comprehension	127-128



# Alphabet revision



Read the alphabet chart.

date: \_\_\_\_\_




**a** for **apple**




**b** for **ball**



**c** for **cat**



**d** for **duck**




**e** for **envelope**




**f** for **flag**



**g** for **glass**



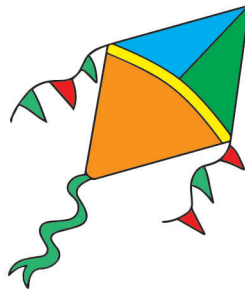
**h** for **hen**



**i** for **igloo**



**j** for **jug**



**k** for **kite**



**l** for **lion**





# Progress test



Sky letters, grass letters and root letters.

date: \_\_\_\_\_

## Write sky letters

Four horizontal lines for writing sky letters.

## Write grass letters

Four horizontal lines for writing grass letters.

## Write root letters

Four horizontal lines for writing root letters.








# Identify



date: \_\_\_\_\_

look at the alphabet and circle the picture which begins with it.

**A**



**B**




**C**



Read and write

date: \_\_\_\_\_



apple

Blank handwriting practice lines.




arrow

Blank handwriting practice lines.



ball

Blank handwriting practice lines.



bat

Blank handwriting practice lines.



cat

Blank handwriting practice lines.



cake

Blank handwriting practice lines.