


Copy Series

Step

2

Mathematics

For Pre-Primary



Name:

Class:

Section "A"

BASIC INTRODUCTION OF






what's in this section?

- Concept 'heavy' 'light', 'near' 'far', 'in' 'out', 'tall' 'short'.
- Count and write numbers (1, 2, 3, 4, 5) with spelling,
- Review and assessment of numbers (1, 2, 3, 4, 5)
- Review of shapes ("O" "□" "△" "□" "O" "⊞") with spelling.
- Work sheets of shapes ("O" "□" "△" "□" "O" "⊞")
- Count and write numbers (6, 7, 8, 9, 10) with spelling.
- Review and assessment of numbers (6, 7, 8, 9, 10)
- Introduction of shape "sphere" "⊙"
- Progress check counting in words (one - ten)
- What comes after (1 - 10)
- What comes between (1 - 10)
- What comes before (1 - 10)
- Forward / backward counting
- Greater and smaller number
- Ten and Units
- Introduction of shape "cube" "⊞"
- Count and write numbers (11, 12, 13, 14, 15)
- Review of numbers (11 - 15)
- Introduction of shape "pyramid" "⊞"

Section “B”

BASIC INTRODUCTION OF

what's in this section?

- Count and write numbers (16, 17, 18, 19, 20)
- Review of numbers (16 – 20)
- Introduction of shape “cuboid” 
- Assessment of shapes (“”, “”, “”, “”)
- Forward counting “ 11 to 20”
- Backward counting “20 to 11”
- What comes after “1 to 20”
- What comes between “1 to 20”
- What comes before “1 to 20”
- Greater / Smaller number
- Increasing / decreasing order
- Introduction and assessment of “ty” numbers
- Fun with numbers
- Addition
- Assessment and work sheets of addition

Section “C”

BASIC INTRODUCTION OF


what's in this section?

- (Take away) Subtraction
- Assessment and work sheets of subtraction
- Forward counting “21 to 30”
- Backward counting “30 to 21”
- Review of numbers “21 to 30”
- Assessment of numbers “21 to 30”
- Forward counting “31 to 40”
- Backward counting “40 to 31”
- Review of numbers “1 to 40”
- Assessment of numbers “1 to 40”
- Forward counting “41 to 50”
- Backward counting “50 to 41”
- Review of numbers “1 to 50”
- Review of backward counting “50 to 1”
- Forward counting “51 to 100”
- Missing numbers “1 to 100”
- Table of “1”, “2”, “3” and Skip counting “2’s” and “3’s”.
- Introduction of “Currency notes”

colour the animal which is "heavy" one

"heavy"


"light"



colour the animal which is "light" one

"light"

"heavy"



Count "1"

Day: _____

Date: _____

count, paste and write.

one elephant

Paste sticker
one elephant

rhyme
"1"
is down
and
down.

trace me



one

.
.
.

counting in words

o n e

o n e

o n e

o n e

o n e

o n e

Teacher Note: Make the children say formation rhyme count, write and paste the picture properly. Sticker sheet attached in the last pages.

Class Work Home Work Teacher Signature _____


Counting in words "1"

Day:

Date:

write counting in words

one elephant



l	o	n	e		l	o	n	e		



Shape "circle"

paste ,trace and write.

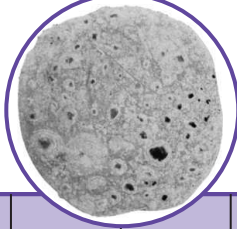
circle

Paste sticker
circle

A circle
has no
sides



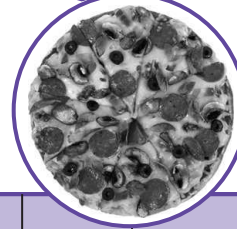
chapati



clock



pizza



		c	i	r	c	l	e		
		c	i	r	c	l	e		
		c	i	r	c	l	e		
		c	i	r	c	l	e		
		c	i	r	c	l	e		

Teacher Note: Make a child paste the sticker properly, say aloud a shape of "circle" and trace properly. Sticker sheet attached in the last pages.

Sticker Sheet


circle




square



triangle




rectangle



oval



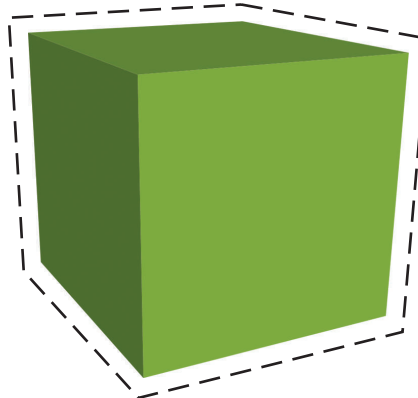
cylinder




sphere



cube



cuboid



pyramid

