


Copy Series

Step

3

Mathematics

For Pre-Primary



Name:

Class:

Section “A”

BASIC INTRODUCTION OF

what's in this section?

- Count and write (1 to 10)
- Forward counting (1 to 10)
- Backward counting and review of backward counting (1 to 10)
- Counting in words and review of numbers and spelling (1 to 10)
- Identification of shapes “O” circle with spelling with sticker pasting.
- Count and write (11 to 20)
- Forward counting (11 to 20)
- Backward counting and review of backward counting (11 to 20)
- Counting in words and review of numbers and spelling (11 to 20)
- Introduction of “Ten” and “Units”
- Introduction and review of “Assending” and “Desending” order
- Identification of shapes “□” square with spelling with sticker pasting.
- Assessment of forward counting (1-20) and counting in words (1-20)
- Assessment of (Assending/Desending order), (before, between, after)
- Concept “big”, “bigger”, “biggest” with sticker pasting.

Section “B”

BASIC INTRODUCTION OF

what's in this section?

- Count and write (21 to 30), forward and backward counting (21-30)
- Counting in numbers or spelling (21-30) with review
- Identification of shape “ Δ ” triangle with spelling with sticker pasting.
- Count and write (31 to 40), forward and backward counting (31-40)
- Counting in numbers or spelling (31-40) with review
- Introduction and review of (ordinal numbers)
- Identification of shape “ \square ” rectangle with spelling with sticker pasting.
- Assessment of forward counting (21-40) and counting in words (21-40)
- Assessment of (ordinal numbers),(before, between, after)
- Concept “small”, “smaller”, “smallest” with sticker pasting.
- Count and write (41-60), forward and backward counting (41-60)
- Review of “ty” numbers
- Counting in numbers or spelling (41-60) with review
- Identification of shape “ \circ ” oval with spelling with sticker pasting.
- Count and write (61-80) forward and backward counting (61-80)
- Counting in numbers or spelling (61-80) with review
- Introduction and review of (even or odd numbers)
- Identification of shape “ cylinder ” cylinder with spelling with sticker pasting.
- Assessment of forward counting (1-80) and counting in words (41-80)
- Assessment of (even or odd numbers), (before, between, after)
- Concept (tall, taller, tallest) with sticker pasting.

Section “C”

BASIC INTRODUCTION OF

what's in this section?

- Count and write (81–100) forward and backward counting (81–100)
- Review of backward counting (100–1)
- Counting in numbers or spelling (81–100)
- Introduction and review of “more than”, “less than”
- Introduction and review of “greater than”, “less than”
- Identification of shape (“○” “□” “△” “◻” “○” “📱”) with spelling
- Assessment of forward counting (1–100), counting in words (81–100)
- Assessment of “more than”, “less than” and (before, between, after)
- Concept of (short, shorter, shortest) with sticker pasting.
- Addition (up to 10), (up to 20), (up to 30)
- Subtraction (up to 10), (up to 20), (up to 30)
- Multiplication Readiness
- Skip counting (2's), (3's), (4's), (5's)
- Table of (2, 3, 4, 5)
- Introduction of “Calendar”, “Money”, “Time”

count animals in the farm

Day: _____

Date: _____

Count and write the number.



elephant in the farm.

cows in the farm.

ducks in the farm.

zebras in the farm.


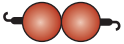
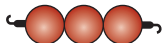
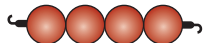
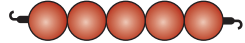
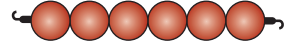
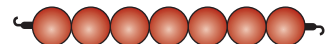
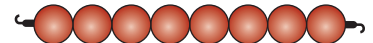
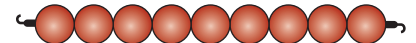
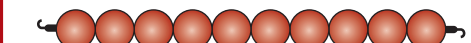
cats in the farm.

Forward counting

count and write the number (1-10)

Day:

Date:

| objects | t | u | | t | u | | |
|---|---|---|--|---|---|--|--|
|  | | 1 | | | | | |
|  | | | | | | | |
|  | | | | | | | |
|  | | | | | | | |
|  | | | | | | | |
|  | | | | | | | |
|  | | | | | | | |
|  | | | | | | | |
|  | | | | | | | |
|  | 1 | 0 | | | | | |

Class Work

Home Work

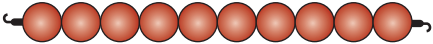
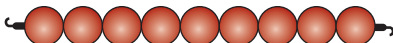
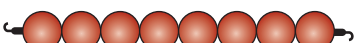







Teacher Signature

Backward counting

count and write the number (10-1)

Day:

Date:

| objects | t | u | | t | u | | |
|---|---|---|--|---|---|--|--|
|  | 1 | 0 | | | | | |
|  | | | | | | | |
|  | | | | | | | |
|  | | | | | | | |
|  | | | | | | | |
|  | | | | | | | |
|  | | | | | | | |
|  | | | | | | | |
|  | | | | | | | |
|  | | 1 | | | | | |

Counting in words 1 - 2

Day:

Date:

write counting in words

1 o n e

2 t w o

Concept

Day:

Date:


look, read and paste sticker properly.



big

Sticker
pasting


big



bigger

Sticker
pasting

bigger



biggest

Sticker
pasting


biggest

Teacher Note: Make a child paste the stickers properly say aloud a concept "Big", "Bigger", "Biggest". Sticker sheet attached in the last pages.


Class Work Home Work Teacher Signature

Sticker Sheet


egg



balloon



watermelon



oval

mug



battery cell




candle




cylinder

big



bigger



biggest

