



PRE-PRIMARY



# MATHEMATICS WORKBOOK

STEP

2



# Content

## Section “A”

Concept ‘Heavy’ and ‘Light’ .....	01
Concept ‘Far’ and ‘Near’ .....	02
Concept ‘In’ and ‘out’ .....	03
Concept ‘Tall’ and ‘Short’ .....	04
Count and write number ‘1’ .....	05
Count and write number ‘2’ .....	06
Count and write number ‘3’ .....	07
Count and write number ‘4’ .....	08
Count and write number ‘5’ .....	09
Review of numbers ‘1’ to ‘5’ .....	10
Assessment of numbers ‘1’ to ‘5’ .....	11
Review of shapes “O” “□” “△” “□” “0” “0” .....	12–14
Assessment of shapes “O” “□” “△” “□” “0” “0” .....	15
Count and write number ‘6’ .....	16
Count and write number ‘7’ .....	17
Count and write number ‘8’ .....	18
Count and write number ‘9’ .....	19
Count and write number ‘0’ .....	20
Count and write number ‘10’ .....	21
Review of numbers ‘6’ to ‘10’ .....	22
Assessment of numbers ‘6’ to ‘10’ .....	23
Introduction of shape ‘sphere’ .....	24
Counting in words (one – ten) .....	25–27
Match number with spelling .....	28
Forward counting ‘1’ to ‘10’ .....	29
Backward counting ‘10’ to ‘1’ .....	30
What comes after ‘1’ to ‘10’ .....	31
What comes between ‘1’ to ‘10’ .....	32
What comes before ‘10’ to ‘1’ .....	33
Greater number .....	34
Smaller number .....	35
Ten and Units .....	36–37
Introduction of shape ‘cube’ .....	38
Count and write number ‘11’ .....	39
Count and write number ‘12’ .....	40
Count and write number ‘13’ .....	41
Count and write number ‘14’ .....	42
Count and write number ‘15’ .....	43
Review of numbers ‘11’ to ‘15’ .....	44
Introduction of shape ‘pyramid’ .....	45

## Section “B”

Count and write number ‘16’ .....	46
Count and write number ‘17’ .....	47
Count and write number ‘18’ .....	48
Count and write number ‘19’ .....	49
Count and write number ‘20’ .....	50
Review of numbers ‘16’ to ‘20’ .....	51
Introduction of shape ‘cuboid’ .....	52
Assesment of shapes .....	53
Forward counting ‘11’ to ‘20’ .....	54
Backward counting ‘20’ to ‘11’ .....	55

What come after ‘11’ to ‘20’ .....	56
What come between ‘11’ to ‘20’ .....	57
What come before ‘20’ to ‘11’ .....	58
Greater numbers .....	59
Smaller numbers .....	60
Increasing order .....	61
Decreasing order .....	62
Introduction of “ty” numbers .....	63
Assessment of “ty” numbers .....	64
Fun with numbers .....	65
Addition .....	66
How many ducks? .....	67
How many animals? .....	68
How many caps? .....	69
How many shapes? .....	70
How many dots? .....	71
Draw and write the dots .....	72
Count and colour the flowers .....	73
Find the missing numbers .....	74
Assessment of addition .....	75

## Section “C”

(Take away) Subtraction .....	76
How many frogs? .....	77
How many balloons? .....	78
How many beads? .....	79
How many cans? .....	80
How many cakes? .....	81
How many fruits? .....	82
Picture subtraction .....	83
Find the missing numbers .....	84
Assessment of subtraction .....	85
Forward counting ‘21’ to ‘30’ .....	86
Backward counting ‘30’ to ‘21’ .....	87
Review of numbers ‘1’ to ‘30’ .....	88
Assessment of numbers ‘1’ to ‘30’ .....	89
Forward counting ‘31’ to ‘40’ .....	90
Backward counting ‘40’ to ‘31’ .....	91
Review of numbers ‘1’ to ‘40’ .....	92
Assessment of numbers ‘1’ to ‘40’ .....	93
Forward counting ‘41’ to ‘50’ .....	94
Backward counting ‘50’ to ‘41’ .....	95
Review of forward counting ‘1’ to ‘50’ .....	96
Review of backward counting ‘50’ to ‘1’ .....	97
Assessment of numbers ‘1’ to ‘50’ .....	98
Forward counting ‘51’ to ‘55’ .....	99
Forward counting ‘56’ to ‘60’ .....	100
Forward counting ‘61’ to ‘65’ .....	101
Forward counting ‘66’ to ‘70’ .....	102
Forward counting ‘71’ to ‘75’ .....	103
Forward counting ‘76’ to ‘80’ .....	104
Forward counting ‘81’ to ‘85’ .....	105
Forward counting ‘86’ to ‘90’ .....	106
Forward counting ‘91’ to ‘95’ .....	107
Forward counting ‘96’ to ‘100’ .....	108
Write missing numbers ‘1’ to ‘100’ .....	109
Table of “1” .....	110
Table of “2” .....	111



# Concept

Date: \_\_\_\_\_



Tick (✓) the mouse which have heavy one

Light

Heavy



Tick (X) the child which have light one

Light

Heavy



01

Teacher Remarks: Fair  Good  Excellent

Date: \_\_\_\_\_



# Count, trace and write the number



one

Count  
aloud and  
write the  
number  
with  
picture








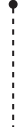


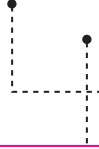


























elephant


# Review

Date: \_\_\_\_\_



Count the beads, trace and write the number

				
U	U	U	U	U
				
				
				
				
				
				



# Shape

Date: \_\_\_\_\_



Learn, trace and colour the sphere

A sphere  
has no  
sides.



Sphere



pea




foot ball



melon

Sphere



Date: \_\_\_\_\_

# How many Shapes?

count and add



$$\begin{array}{cccccccc} \text{😊} & \text{😊} & \text{😊} & \text{😊} & + & \text{😊} & \text{😊} & \text{😊} & \text{😊} & = & \text{8} \\ \hline & 4 & & & & & 4 & & & & \end{array}$$

$$\begin{array}{cccccccc} \text{😎} & \text{😎} & + & \text{😎} & \text{😎} & \text{😎} & \text{😎} & = & \text{ } \\ \hline & & & & & & & & \end{array}$$

$$\begin{array}{cccccccc} \text{😊} & \text{😊} & \text{😊} & \text{😊} & + & \text{😊} & \text{😊} & \text{😊} & = & \text{ } \\ \hline & & & & & & & & & \end{array}$$

$$\begin{array}{cccccccc} \text{😊} & \text{😊} & \text{😊} & \text{😊} & + & \text{😊} & \text{😊} & \text{😊} & \text{😊} & = & \text{ } \\ \hline & & & & & & & & & & \end{array}$$

$$\begin{array}{cccccccc} \text{😊} & \text{😊} & \text{😊} & + & \text{😊} & \text{😊} & \text{😊} & = & \text{ } \\ \text{😊} & \text{😊} & & & \text{😊} & \text{😊} & & & \end{array}$$