


Copy Series
Step
1

Mathematics

For Pre-Primary



Name:

Class:

Touch and feel the numbers



Starting point of number "1"
press your finger feel the number "1".


rhyme
"1"
is down and down.



Starting point of number "2"
press your finger feel the number "2".



rhyme
"2"
is must sit down.



Starting point of number "3"
press your finger feel the number "3".

rhyme
"3"
is round and round.



Touch and feel the shapes




A circle has no sides,

Circle

Square has four equal sides.

Square

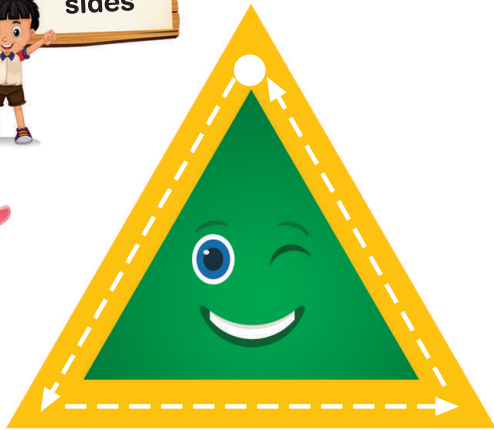


Triangle has three sides

Triangle

Rectangle has four sides

Rectangle



Section “A”

BASIC INTRODUCTION OF

what's in this section?

- Trace the patterns.
- Introduction of numbers '1', '2', '3'.
- Tracing and writing with correct formations '1', '2', '3'.
- Introduction “worksheets” of numbers '1', '2', '3' with activities.
- Count, colouring activities of numbers '1', '2', '3'.
- Matching activities of numbers '1', '2', '3'.
- Introduction of shapes “O”, “□” and “Δ”.
- Stickers pasting activities of shapes “O”, “□” and “Δ”.
- Review of numbers '1', '2', '3' and shapes “O”, “□” and “Δ”.
- Assessment of numbers '1', '2', '3'.
- Concept ‘Big’ and “Small” with sticker pasting activity.

Section “B”

BASIC INTRODUCTION OF

what's in this section?

- Introduction of numbers '4', '5', '6'.
- Tracing and writing with correct formations '4', '5', '6'.
- Introduction “worksheets” of numbers '4', '5', '6' with activities.
- Count, colouring activities of numbers '4', '5', '6'.
- Matching activities of numbers '4', '5', '6'.
- Introduction of shapes “□”, “○” and “▭”.
- Stickers pasting activities of shapes “□”, “○” and “▭”.
- Review of numbers '4', '5', '6' and shapes “□”, “○” and “▭”.
- Assesment of numbers '4', '5', '6'.
- Concept “Fat”, “Thin” and “Thick” with sticker pasting activity.

Section “C”

BASIC INTRODUCTION OF

what's in this section?

- Introduction of numbers '7', '8', '9', '0', '10'.
- Tracing and writing with correct formations '7', '8', '9', '0', '10'.
- Introduction “worksheets” of numbers '7', '8', '9', '0', '10' with activities.
- Count, colouring activities of numbers '7', '8', '9', '0', '10'.
- Review and assesment of numbers '7', '8', '9', '0', '10'.
- What comes “before”, “between” and “after”.
- Fun with sticker pasting avtivities of shapes “O”, “□”, “Δ”, “□” and “O”.
- Tracing and writing practice of numbers “11 to 20”.
- Review and practice of numbers “1 to 20”.
- Numbers in words “1 to 5”.
- Introduction of numbers “21 to 50”.

Count "1"

Day: _____

Date: _____

trace and colour.


trace me



one

one apple

rhyme
"1"
is down
and
down.



Teacher Note: Make the children say formation rhyme count and colour the picture and trace the number with correct strokes.

Class Work Home Work Teacher Signature _____

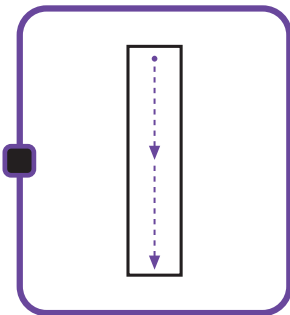
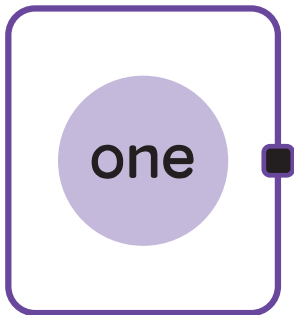
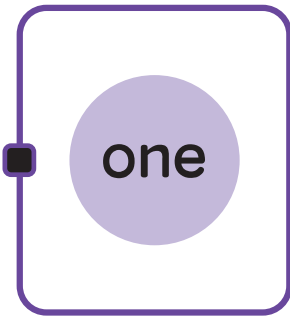
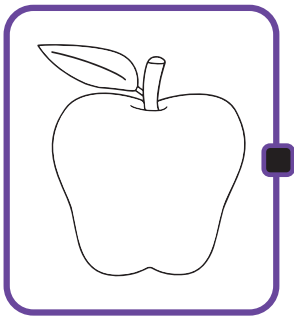
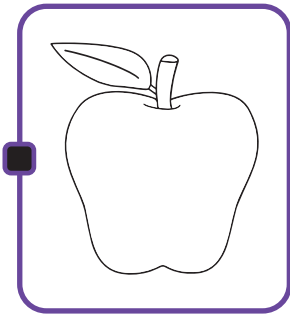
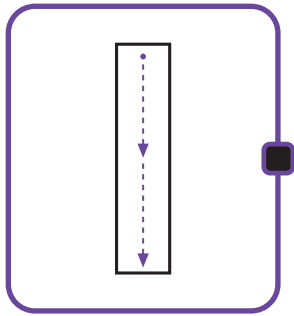
Count "1"

Day:

Date:

	1		1		1		1	
	1		1		1		1	

trace, match and colour



	1	
	1	
	1	
	1	
	1	
	1	
	1	
	1	
	1	
	1	

Count "1"

Day:

Date:

	1		1		1		1	
	1		1		1		1	
	1		1		1		1	
	1		1		1		1	
	1		1		1		1	
	1		1		1		1	

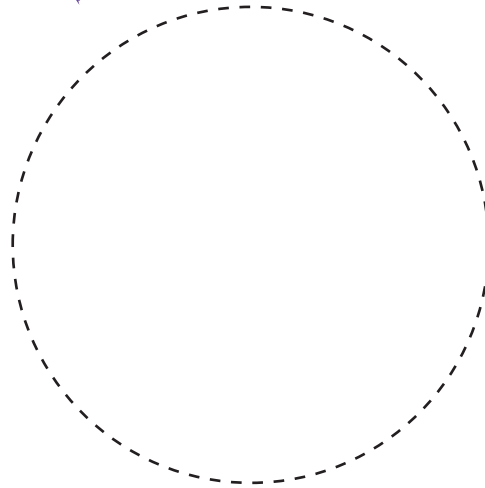
Shape "circle"

Day: _____

Date: _____

trace and colour.

circle



Paste the sticker of clock

clock

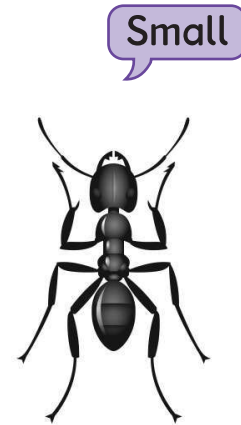
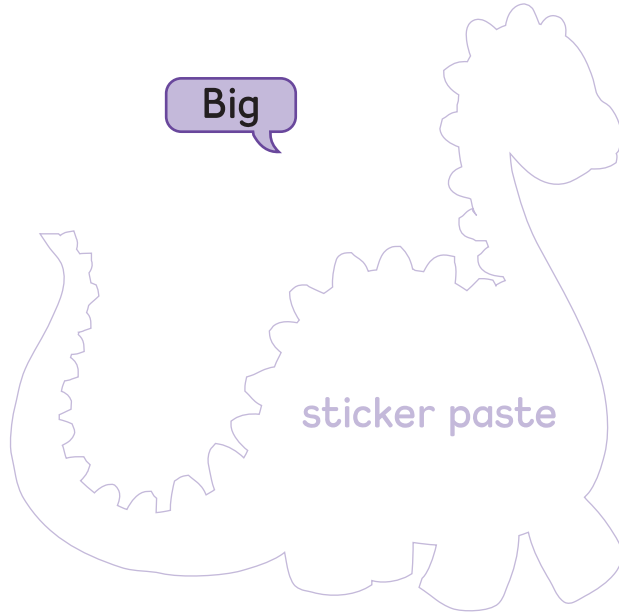


Teacher Note: Make a child paste sticker properly and say a loud a shape of "circle". Sticker sheet attached in the last pages.


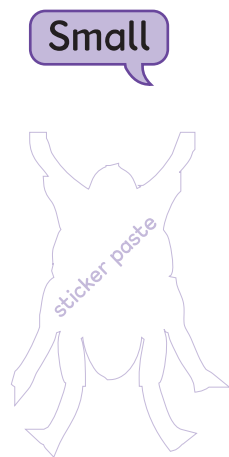
Class Work Home Work Teacher Signature _____

Big / Small

paste sticker the picture of dinosaur which is "Big" one.



paste sticker the picture of an ant which is "small" one.




Teacher Note: Make a child paste sticker properly and say a loud "big" and "small". Sticker sheet attached in the last pages.

Sticker Sheet

SHAPES OBJECTS




Clock



Bread Slice



Battery Cell



Egg



Mountain



Blackboard