




For pre-primary Classes  
Age Level 4<sup>1/2</sup> to 5<sup>1/2</sup> years

# MY PHONICS World

Reader  
Step 3



**Read to Children**



**Read with Children**



**Read Anywhere**



Reading is fun  
readiness to read books is important.  
It cannot be taught in hurry.  
It is the most focused area which  
should be done with fun and  
healthy environment.

**Focus**

Vocabulary, Verbal expression,  
Critical and Sequential thinking,  
Sight words, Blending sounds,  
CVC, Speaking sentences,  
Describing, Sharing ideas,  
Building confidence,  
Playing game with  
fun, Creating design,  
Choosing, Handling  
situations.

**Let's make Reading Fun**



**Make your Own Reader**



**Read Daily**



**Make A library**



1

Take care of books

2

Hold them properly

3

Use book marks

4

Keep them neat

5

Turn pages carefully

**Instructions**


Always reward your kids, students for their learning achievements.  
You will find stickers at the end of the book.

**Rewards Sticker**






Spark say!  
Let's go to read  
aloud with  
Grandpa!



Taimoor say!  
No, it is easy  
you can try  
again and  
again.



Fatima say!  
I can't read.  
Reading is  
too hard!

**Read  
aloud**

**Bismillah**  
Rrrrreading is Fun

**Lets start**

**reading  
fun**


**Take this  
book and read  
easily you will get  
reward for  
reading**

**When you read  
a page you will  
climb one step and  
reach at the top  
to get the  
reward**

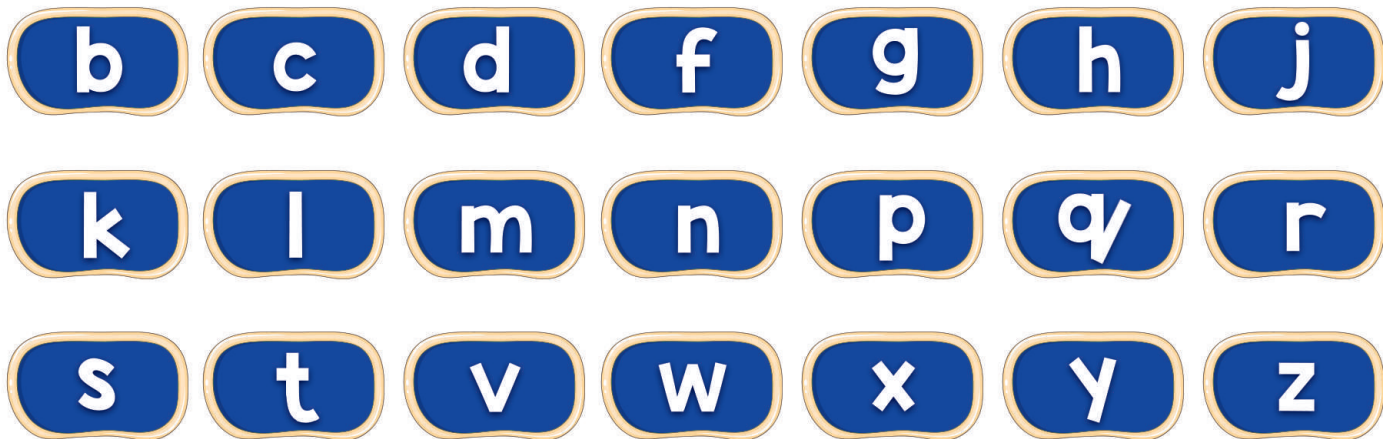


## Vowel Sounds

A speech sound made with your mouth open and your tongue in the middle of your mouth not touching your teeth, lips etc a letter. such as a, e, i, o, u, represent a vowel.



## Consonant Sounds



Teacher  
Guideline

- Guide the children to read **vowels** and **consonant** sounds.
- Explain the instructions.

# Three letter words

## Vowel 'a'

### "at" words

- cat
- mat • hat
- bat • fat
- sat • rat
- pat

### "ap" words

- gap
- cap • tap
- map • nap
- lap

### "ad" words

- dad
- lad • bad
- mad • sad
- pad • had

### "an" words

- man
- fan • van
- can • pan
- ran




### Teacher Guideline

- Explain **vowels** are used to make words.
- **Vowel "a"** is used to make **three letter words**.
- These are rhyming words.
- Read the words regularly.

# Three letter words "ap" words

## Vowel 'a'



Teacher  
Guideline

- Practice reading **three letter words**.
- Focus on **vowel "a"**.
- Discuss the pictures and words.

# Reading Comprehension

## Where / Who

A fat cat



had a hat



on a mat



Where is the hat ?



on a mat



on a bed



on a van



Dad



is mad



at the sad



lad



Who is sad ?



dad



lad



man



Teacher  
Guideline

- Let the children read, guide the sentence sequence to enhance reading skills with fluency.
- Ask **"Where"** is the hat?  
Focus **"Where"** (indirect grammar 'use of Where').
- Ask **"Who"** is sad?  
Focus **"Who"** (indirect grammar 'use of Who').



# Activity reading Game

Ali says....



Stand up

Sara says....



Sit down

Come in



Go out



Look up



Look down



Turn around



Raise your hand



Fold your hands



Stretch your hands



Teacher  
Guideline

- Fun reading with activity.
- Follow instructions and act like a game.
- Read and point the words and focus on reading with fun.


# Articles

## a / an / the

### Article (a)



### Article (an)



### Article (The)



### Teacher Guideline

- Introduce articles **"a"**, **"an"** and **"the"**.
- We use **"a"** for single thing starting with consonant.
- We use **"an"** for single thing starting with vowels.
- We use **"the"** for something specific.
- You can suggest more words option.

# Reading fluency

## This / My

### Family

- **My** family
- **My** big family
- **This** is my big family



### Ball

- **My** ball
- **My** red ball
- **This** is my red ball



### Doll

- **My** doll
- **My** pretty doll
- **This** is my pretty doll



### Teacher Guideline

- Reading skill development.
- Focus on the use of words to make a sentence.
- Practice reading frequently.

# Reading Fluency

## This / That

This is a pot.



This is a cat.



This is a pet.



This is a rat.



This is a jet.



That is a log.



That is a bed.



That is a den.



That is a fig.



That is a cup.



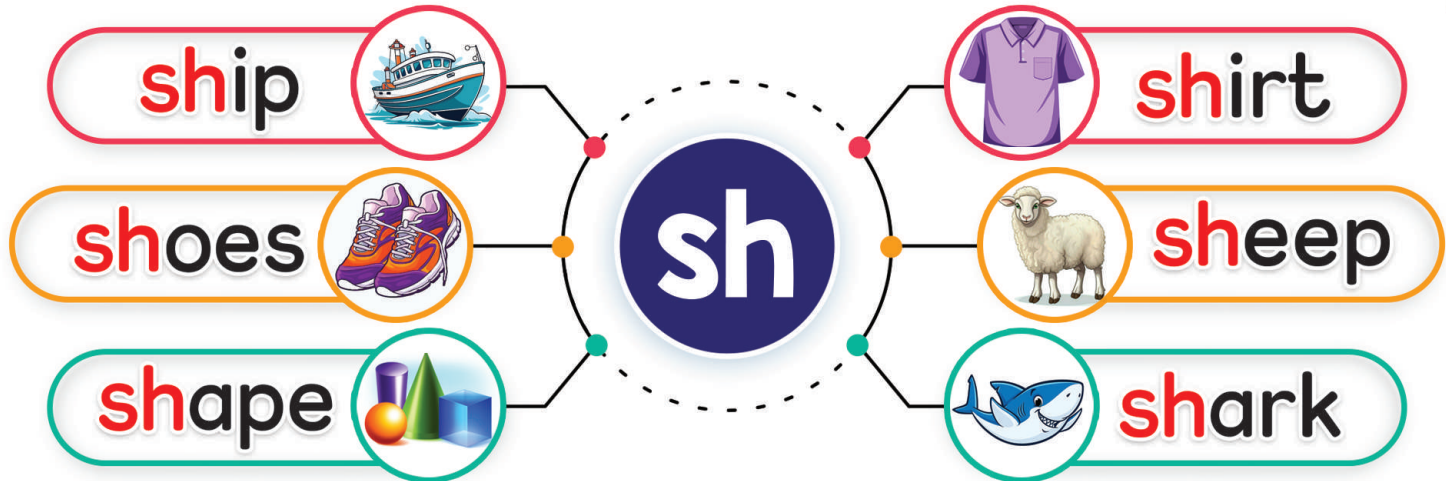
### Teacher Guideline

- Introduce **"This"** and **"That"**.
- **"This"** is used for single object which is near.
- **"That"** is used for single object that is far.
- Practice reading and focus on **"This"** and **"That"**.

# Digraphs

## Use of "sh"

### start "sh"



### end "sh"



Teacher  
Guideline

- Introduce digraphs "sh".
- Use of "sh" at the start and end.
- Focus that when we blend two letters it makes new sound like 's' and 'h' produce "sh" sound.
- We can make words with "sh" at the start and end.

# Two subjects/one predicate

## Sentences

1 Ali



and Asad



ran.



2 Sana



and Hina



dug.



3 Dog



and cat



saw.



4 Moosa



and Usman



sat.



5 Taiba



and Zoya



recites.



6 Lion



and tiger



fell.




Teacher  
Guideline

- Use of **Two subjects and one predicate** (verb).
- We can make sentence with **two subjects and one predicate** (verb).

## Make your own book

- 1 Take one sheet of colour paper.
- 2 Fold them all together.
- 3 Make six folds.
- 4 Tell your teacher to staple.
- 5 Draw a mango, lion or an apple.
- 6 Do not cut staple part.



- 7 Draw picture or write words on your book like book, took, tree, free, etc...

**Congratulations**

You are a book writer.



Teacher  
Guideline

# Funny Sentences



1 A book reads the boy.



book



boy

2 The toy holds the girl.



toy



girl

3 The car sits in the man.



car



man

4 My bed sleeps on my cat.



bed



cat



## Teacher Guideline

- Introduce funny sentences.
- Make fun and read, also try to make correct sentence after reading.
- Ask students what is the correct sentence like, A book reads the boy or A boy reads the book. etc...